









1. Are you completing this survey as an individual or as a representative of a group?

| | ResponsePercent | ResponseCount |
|--|------------------|---------------|
| An individual  | 92.1% | 105 |
| A group representative  | 7.9% | 9 |
| If you are completing for a group, which group are you completing the consultation for? | | 9 |
| | AnsweredQuestion | 114 |
| | SkippedQuestion | 0 |

2. If you are completing the consultation as an individual, are you?

| | ResponsePercent | ResponseCount |
|--|------------------|---------------|
| Male  | 45.4% | 49 |
| Female  | 54.6% | 59 |
| | AnsweredQuestion | 108 |
| | SkippedQuestion | 6 |

8. Looking at the JHWS overall, how far do you feel that the priorities are appropriate for the Borough?

| | | ResponsePercent | ResponseCount |
|---------------------------------------|---|-------------------------|---------------|
| Very Appropriate |  | 12.4% | 13 |
| Appropriate |  | 59.0% | 62 |
| Neither Appropriate nor Inappropriate |  | 22.9% | 24 |
| Inappropriate |  | 5.7% | 6 |
| Very Inappropriate | | 0.0% | 0 |
| | | AnsweredQuestion | 105 |
| | | SkippedQuestion | 9 |

9. Using a range of between 1 (very appropriate) and 5 (very inappropriate) how would you rate the priorities that have been identified in the JHWS for their positive impact on your community? Priority 1 - Give Every Child the Best Start in Life

| | 1 | 2 | 3 | 4 | 5 | Don't Know | RatingCount |
|---|-----------------------------|---------------|---------------|----------|----------|------------|-------------|
| Ensure all children have a healthy start which supports long term benefits into adulthood | 67.4% (64) | 15.8% (15) | 6.3% (6) | 4.2% (4) | 4.2% (4) | 2.1% (2) | 95 |
| Support parents facing additional challenges resulting from mental health conditions, domestic violence and substance misuse, to remove any adverse impact on children and young people | 45.3% (43) | 37.9% (36) | 9.5% (9) | 5.3% (5) | 2.1% (2) | 0.0% (0) | 95 |
| Ensure that children's emotional and mental health is adequately and effectively delivered, and supported by parents | 45.3% (43) | 31.6% (30) | 13.7% (13) | 3.2% (3) | 5.3% (5) | 1.1% (1) | 95 |
| Early interventions to reduce child poverty, child obesity and improve child safety | 52.1% (49) | 27.7% (26) | 10.6% (10) | 3.2% (3) | 6.4% (6) | 0.0% (0) | 94 |
| For Priority 1, are there any comments you would like to add? | | | | | | | 25 |
| AnsweredQuestion | | | | | | | 95 |
| SkippedQuestion | | | | | | | 19 |

10. Using a range of between 1 (very appropriate) and 5 (very inappropriate) how would you rate the priorities that have been identified in the JHWS for their positive impact on your community? Priority 2 - Enable All Children, Young People and Adults to Maximise Their Capabilities and Have Control Over Their Lives

| | 1 | 2 | 3 | 4 | 5 | Don't Know | RatingCount |
|---|-----------------------------|-----------------------------|---------------|----------|----------|-------------------------|-------------|
| Safeguard children and vulnerable adults from abuse, promote dignity and respect. Increase awareness of the signs of abuse and how to report concerns | 61.1% (58) | 20.0% (19) | 10.5% (10) | 1.1% (1) | 6.3% (6) | 1.1% (1) | 95 |
| Develop sustainable preventative services and early interventions, including intermediate care services that promote independent living, reduce the need for avoidable hospital admissions and help people to maximise their rehabilitation potential | 51.6% (49) | 32.6% (31) | 7.4% (7) | 2.1% (2) | 5.3% (5) | 1.1% (1) | 95 |
| Develop the use of Telecare / Telehealth and other technology available to support independent living | 26.3% (25) | 32.6% (31) | 27.4% (26) | 7.4% (7) | 2.1% (2) | 4.2% (4) | 95 |
| Meet the needs of increasing numbers of children with complex and multiple health and learning conditions, and plan to meet their needs into adulthood | 37.2% (35) | 34.0% (32) | 19.1% (18) | 1.1% (1) | 7.4% (7) | 1.1% (1) | 94 |
| Ensure that children and young people achieve in line with their potential and benefit from high quality learning opportunities | 51.1% (48) | 25.5% (24) | 11.7% (11) | 7.4% (7) | 2.1% (2) | 2.1% (2) | 94 |
| Provide support and advice for carers in their caring role | 47.3% (44) | 31.2% (29) | 11.8% (11) | 6.5% (6) | 2.2% (2) | 1.1% (1) | 93 |
| For Priority 2, are there any comments you would like to make? | | | | | | | 20 |
| | | | | | | AnsweredQuestion | 95 |
| | | | | | | SkippedQuestion | 19 |

11. Using a range of between 1 (very appropriate) and 5 (very inappropriate) how would you rate the priorities that have been identified in the JHWS for their positive impact on your community? Priority 3 - Create Fair Employment and Good Work for All

| | 1 | 2 | 3 | 4 | 5 | Don't Know | RatingCount |
|--|---------------|---------------|---------------|----------|----------|-------------------------|-------------|
| Support people who need extra help to access employment, voluntary roles or work experience to help with personal development. Work with employers and organisations in the Borough to maximise their role in community health, wellbeing and with other opportunities to improve health and wellbeing | 36.0% (31) | 34.9% (30) | 24.4% (21) | 3.5% (3) | 0.0% (0) | 1.2% (1) | 86 |
| Support providers of services to adapt to the changing nature of health and social care service legislation, guidance, practices and delivery, to be (and maintain) high quality, viable and sustainable service providers | 34.9% (30) | 32.6% (28) | 23.3% (20) | 3.5% (3) | 3.5% (3) | 2.3% (2) | 86 |
| For Priority 3, are there any other comments you would like to make | | | | | | | 13 |
| | | | | | | AnsweredQuestion | 86 |
| | | | | | | SkippedQuestion | 28 |

12. Using a range of between 1 (very appropriate) and 5 (very inappropriate) how would you rate the priorities that have been identified in the JHWS for their positive impact on your community? Priority 4 - Ensure Healthy Standard of Living for All

| | 1 | 2 | 3 | 4 | 5 | Don't Know | RatingCount |
|---|-----------------------------|-----------------------------|---------------|----------|----------|-------------------------|-------------|
| Promotion of healthy lifestyle choices, supporting people to improve their health and wellbeing through tackling tobacco use, harmful alcohol levels, mental health promotion and obesity | 47.7% (41) | 27.9% (24) | 16.3% (14) | 4.7% (4) | 3.5% (3) | 0.0% (0) | 86 |
| Addressing excess seasonal deaths and promoting affordable warmth | 47.1% (40) | 29.4% (25) | 12.9% (11) | 5.9% (5) | 4.7% (4) | 0.0% (0) | 85 |
| Improving the air we breathe and tackling issues that affect our air quality | 31.0% (26) | 32.1% (27) | 23.8% (20) | 8.3% (7) | 3.6% (3) | 1.2% (1) | 84 |
| Improving housing conditions, especially lack of heating, dampness, overcrowding and poor management in rented accommodation | 36.5% (31) | 36.5% (31) | 15.3% (13) | 7.1% (6) | 3.5% (3) | 1.2% (1) | 85 |
| Tackling issues in the wider environment which impact on health and wellbeing, i.e. neighbourhood issues such as empty homes, noise, refuse, access to services, housing suitability and infectious disease | 40.5% (34) | 34.5% (29) | 16.7% (14) | 3.6% (3) | 3.6% (3) | 1.2% (1) | 84 |
| For Priority 4, are there any comments you would like to make? | | | | | | | 20 |
| | | | | | | AnsweredQuestion | 86 |
| | | | | | | SkippedQuestion | 28 |

13. Using a range of between 1 (very appropriate) and 5 (very inappropriate) how would you rate the priorities that have been identified in the JHWS for their positive impact on your community? Priority 5 - Create and Develop Healthy and Sustainable Places and Communities

| | 1 | 2 | 3 | 4 | 5 | Don't Know | RatingCount |
|--|-----------------------|-----------------------|---------------|----------|----------|-------------------------|-------------|
| Support people to live safely in their own homes for as long as possible and have happy, healthy lives. Developments and improvements to infrastructures and neighbourhoods are planned with residents needs considered, especially the impact on public health and improving outcomes | 63.5% (54) | 24.7% (21) | 5.9% (5) | 0.0% (0) | 5.9% (5) | 0.0% (0) | 85 |
| Support people to access community services, including support for the voluntary and community service providers. Increase opportunities for volunteering and building communities that support local residents | 48.8% (41) | 32.1% (27) | 9.5% (8) | 6.0% (5) | 3.6% (3) | 0.0% (0) | 84 |
| The prevention of homelessness and support for people who are vulnerably housed. Develop innovative and different housing provision styles that meet the different needs of residents | 38.8% (33) | 38.8% (33) | 11.8% (10) | 7.1% (6) | 2.4% (2) | 1.2% (1) | 85 |
| Increase supported living options for those with learning disabilities and mental health conditions | 47.1% (40) | 34.1% (29) | 8.2% (7) | 8.2% (7) | 2.4% (2) | 0.0% (0) | 85 |
| Reduce domestic abuse, sexual abuse and violent crime | 55.3% (47) | 30.6% (26) | 5.9% (5) | 2.4% (2) | 5.9% (5) | 0.0% (0) | 85 |
| For Priority 5, are there any other comments you would like to make? | | | | | | | 17 |
| | | | | | | AnsweredQuestion | 86 |
| | | | | | | SkippedQuestion | 28 |

14. Using a range of between 1 (very appropriate) and 5 (very inappropriate) how would you rate the priorities that have been identified in the JHWS for their positive impact on your community? Priority 6 - Strengthen the Role and Impact of ill-health Prevention

| | 1 | 2 | 3 | 4 | 5 | Don't Know | RatingCount |
|--|-----------------------------|---------------|---------------|----------|----------|------------|-------------|
| Ensure all children have an active and healthy upbringing within their family and community, which supports long term benefits into adulthood | 55.3% (47) | 23.5% (20) | 14.1% (12) | 5.9% (5) | 1.2% (1) | 0.0% (0) | 85 |
| Reduce harmful and risk taking behaviour, including smoking, alcohol, substance misuse, under 18 year old conceptions and sexual health risks | 45.9% (39) | 30.6% (26) | 16.5% (14) | 2.4% (2) | 4.7% (4) | 0.0% (0) | 85 |
| Reduce early deaths from stroke and heart disease. Raise public awareness on the warning symptoms of Cardiovascular disease, including stroke | 49.4% (42) | 34.1% (29) | 10.6% (9) | 2.4% (2) | 3.5% (3) | 0.0% (0) | 85 |
| Improve health and reduce health inequalities by the prevention, early detection and effective treatment of Dementia. Reduce inappropriate use of anti-psychotic prescribing and treatments for Dementia service users. Improve "End of Life Care" pathways for patients with later stages of Dementia | 55.3% (47) | 31.8% (27) | 5.9% (5) | 2.4% (2) | 4.7% (4) | 0.0% (0) | 85 |
| Reduce mental health inequalities and support those with mental health conditions. Promote good mental health through community activities and in partnership with other organisations | 51.8% (44) | 31.8% (27) | 11.8% (10) | 2.4% (2) | 2.4% (2) | 0.0% (0) | 85 |
| Improve health and reduce health inequalities by the prevention, early detection and effective treatment of Cancer. Raise public awareness on the warning symptoms of Cancer | 54.1% (46) | 27.1% (23) | 11.8% (10) | 4.7% (4) | 2.4% (2) | 0.0% (0) | 85 |
| Support the ageing population and the impact on long term conditions. Supporting older adults to live at home and prevent ill-health | 68.2% (58) | 18.8% (16) | 4.7% (4) | 1.2% (1) | 7.1% (6) | 0.0% (0) | 85 |

| | | | | | | | |
|--|-----------------------------|-----------------------------|---------------|----------|----------|----------|-----------|
| Prevent older adults falls and hip fractures in the community by adopting a whole system approach to prevention, early interventions and sustainable cost effective services | 58.8% (50) | 21.2% (18) | 10.6% (9) | 3.5% (3) | 4.7% (4) | 1.2% (1) | 85 |
| Reduce the incidence of Clostridium Difficile (C.Diff) infection and associated risk factors (e.g. antibiotic prescribing) | 41.2% (35) | 36.5% (31) | 11.8% (10) | 3.5% (3) | 3.5% (3) | 3.5% (3) | 85 |
| Prevention of infectious diseases through immunisations programmes | 55.3% (47) | 23.5% (20) | 14.1% (12) | 2.4% (2) | 3.5% (3) | 1.2% (1) | 85 |
| Alcohol - reducing adult drinking and reduce alcohol related hospital admissions. Raise the public awareness on the warning symptoms of alcohol harm | 33.7% (28) | 33.7% (28) | 24.1% (20) | 1.2% (1) | 6.0% (5) | 1.2% (1) | 83 |
| For Priority 6, are there any other comments you would like to add? | | | | | | | 17 |
| AnsweredQuestion | | | | | | | 86 |
| SkippedQuestion | | | | | | | 28 |

15. Are there any other comments you would like to make about any aspect of the Joint Health and Wellbeing Strategy?

| | |
|-------------------------|----------------------|
| | ResponseCount |
| | 30 |
| AnsweredQuestion | 30 |
| SkippedQuestion | 84 |